

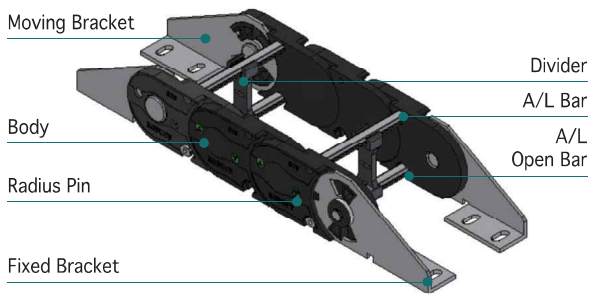
K90

ALUMINUM BAR TYPE

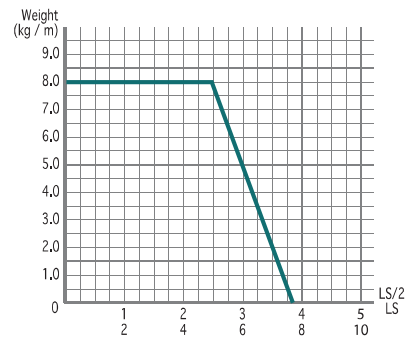
- Material : Engineering Plastic with Glass Fiber + α + Aluminum Bar
- Speed : 3 m/sec
- Temperature : -25 ~ 125°C



Structure

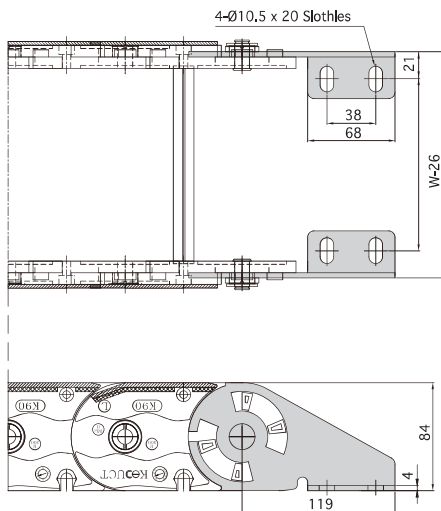


Load Diagrams Self-Supporting Length

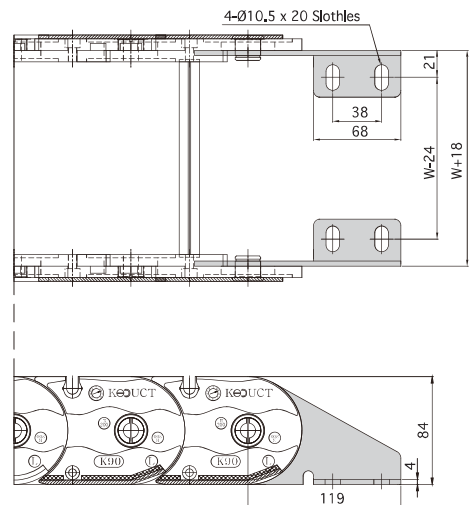


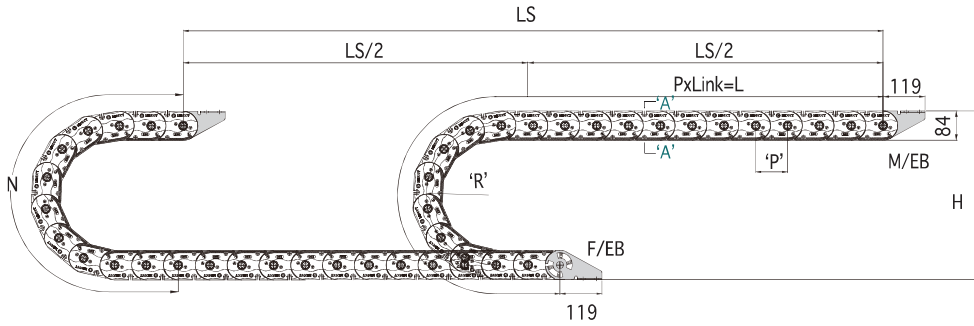
End Bracket

Fixed Bracket



Moving Bracket



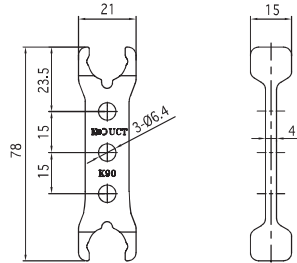
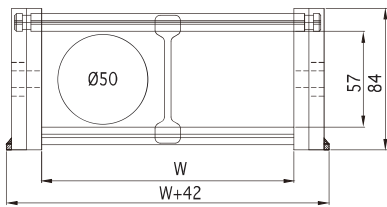


$$\left[L = \frac{LS}{2} + N \right]$$
 LS: Total Machine Travel, L: Length, N: Safety Length+πr,
 H: Height, P: Pitch, M/EB: Moving End Bracket, F/EB: Fixed End Bracket

Section A-A

Divider

* Separator : Ø6(Aluminum)



Specification

TYPE	W mm(inch)	Radius mm(inch)	Pitch mm	Height mm(inch)	N mm(inch)	DVDR (ea)	1M (kg)	EB Set (kg)
K90	100 (3.937)	150 (5.906)	91 (3.583)	384 (15.118)	835 (32.874)	1	3.187	1.160
	150 (5.905)				992 (39.055)	2	3.307	
	200 (7.874)	200 (7.874)		484 (19.055)	2	3.469		
	250 (9.843)	250 (9.843)		584 (22.992)	3	3.669		
	300 (11.811)	300 (11.811)		684 (26.929)	3	3.840		
	350 (13.779)	350 (13.779)		1,149 (45.236)	4	4.083		
	400 (15.748)	400 (15.748)	1,306 (51.417)	4	4.257			

* Width 주문에 따라 제작가능 (Width follows in oder)

* 1inch = 25.4mm