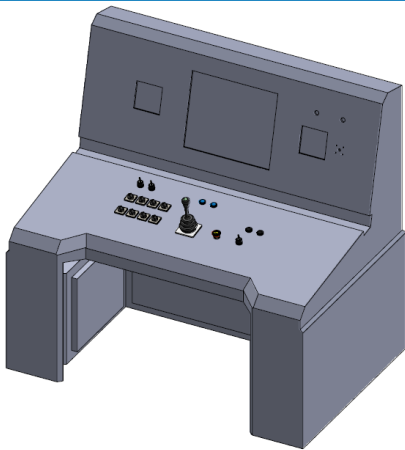


# SIT STAND OPERATOR DESK WITH ELECTRICAL ENCLOSURES



## BSH – SIT STAND OPERATOR DESK (SSOD)



### RELIABLE. ECONOMICAL. ROBUST.

Specifically designed as an economic and ergonomic solution for multi shift operators. The SSOD offers operators increased comfort allowing them to operate in a sitting or standing position.

The robust modular electrical cabinets allows for installation of automation and control devices without the separate local control stations.

## FEATURES & BENEFITS

- Sit-Stand operation for increased operator comfort with three position memory function
- 'PIEZO' integrated sensor for optimised safety against squeezing and blocking on a desk
- Modular construction making retrofits and installation in small areas possible
- Upper console interchangeable and penetrations to clients specification
- Raised electrical cabinets making installation of local automation equipment easy
- Cables bottom entry cables via stainless steel gland plates
- 230VAC 1Ph Connection

### APPLICATIONS:

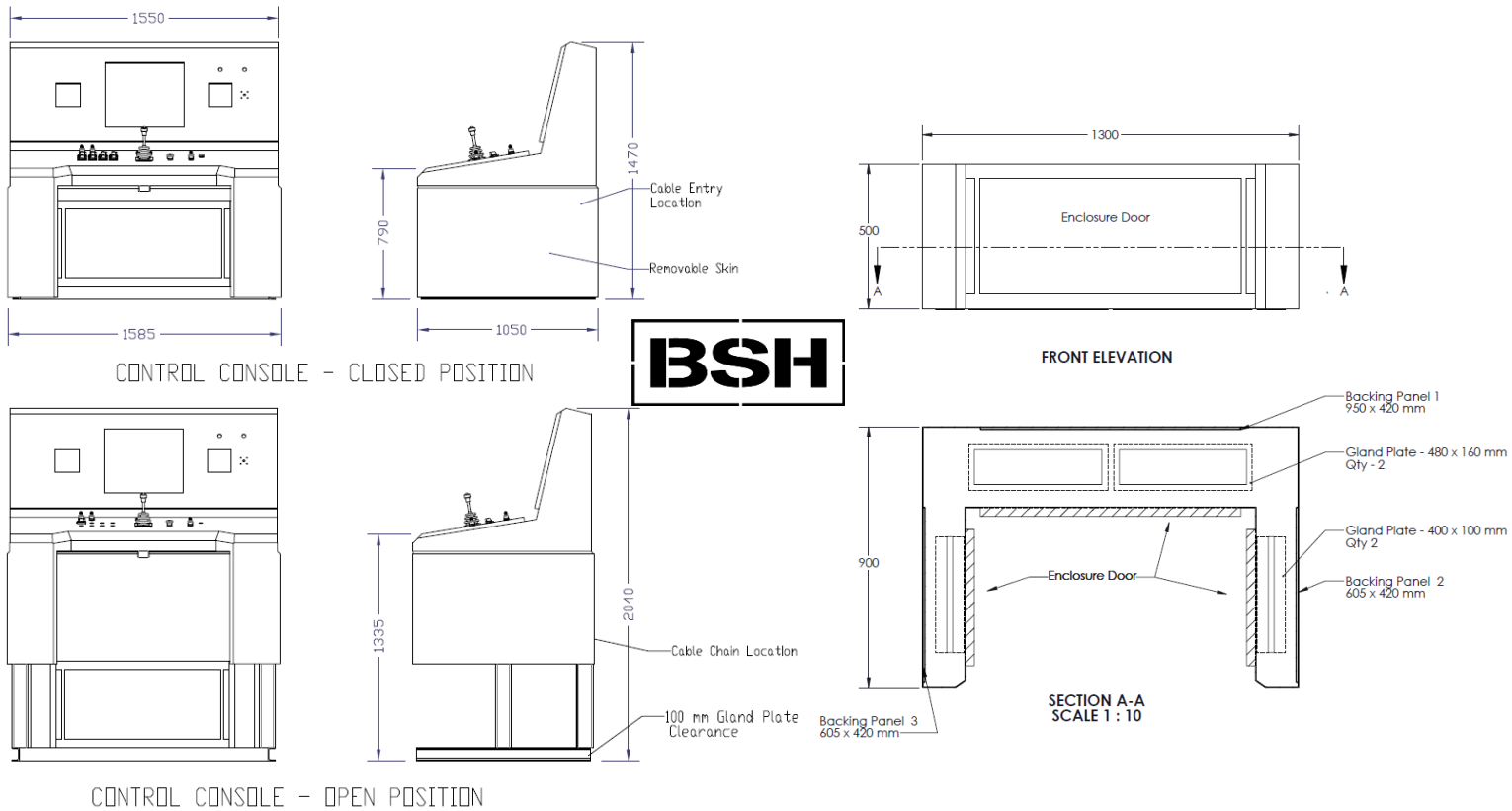
Winders, Train Load Outs, Crane Controls, Ship Loading, Remote Operator Consoles



*See over page for ordering information.*

# BSH-SIT STAND OPERATOR DESK (SSOD)

## TECHNICAL DATA



## ORDER DETAILS

### MODEL:


Leveltec BSH SSOD  
 Sit Stand Operator Control  
 Desk

### PART NUMBER:

BSH-EE0220-XXX

### OPTIONS:

- Non Standard Upper Console
- Stainless Steel
- Custom Logo Wraps
- Electrical Engineering, Automation, Drafting and Wiring



*NB. Electrical Component supply and installation built for your application.*

**LEVELTEC ENGINEERING PTY. LTD.**  
 Gloucester T +61 2 6558 9264 | Sydney T +61 2 9299 5630  
 E [sales@leveltec.com.au](mailto:sales@leveltec.com.au) W [www.leveltec.com.au](http://www.leveltec.com.au)